

Signify Classified - Internal
Cooper Lighting Solutions Photometric Lab
1121 Highway 74 South
Peachtree City, GA 30269



Scaled data based on original data using
LM-79-08 Approved Method: Electrical and Photometric Measurements of Solid-
State Lighting Products

Test Report Prepared for
Cooper Lighting Solutions
(formerly Eaton)

Brand: INVUE

Report Number: P868805

Luminaire Tested: **EMM2-HSN-SA2B-727-U-T2R**

Issue Date: 08/22/2024



Test Information

Test Method: LM-79-08
Report Number: P868805
Test Lab: INNOVATION CENTER(G3)
Issue Date: 08/22/2024
Manufacturer: COOPER LIGHTING SOLUTIONS (FORMERLY EATON)
Product Line: INVUE
Catalog Number: EMM2-HSN-SA2B-727-U-T2R
Description: EPIC MODERN SHORT HOUSING DISCRETE LED ARRAYS 100W 70CRI 2700K
FITXURE w/ TYPE II ROADWAY DISTRIBUTION OPTIC
Light Source: (20) 2700K CCT, 70 CRI LEDS
Ballast/Driver: ELECTRONIC DRIVER

Summary

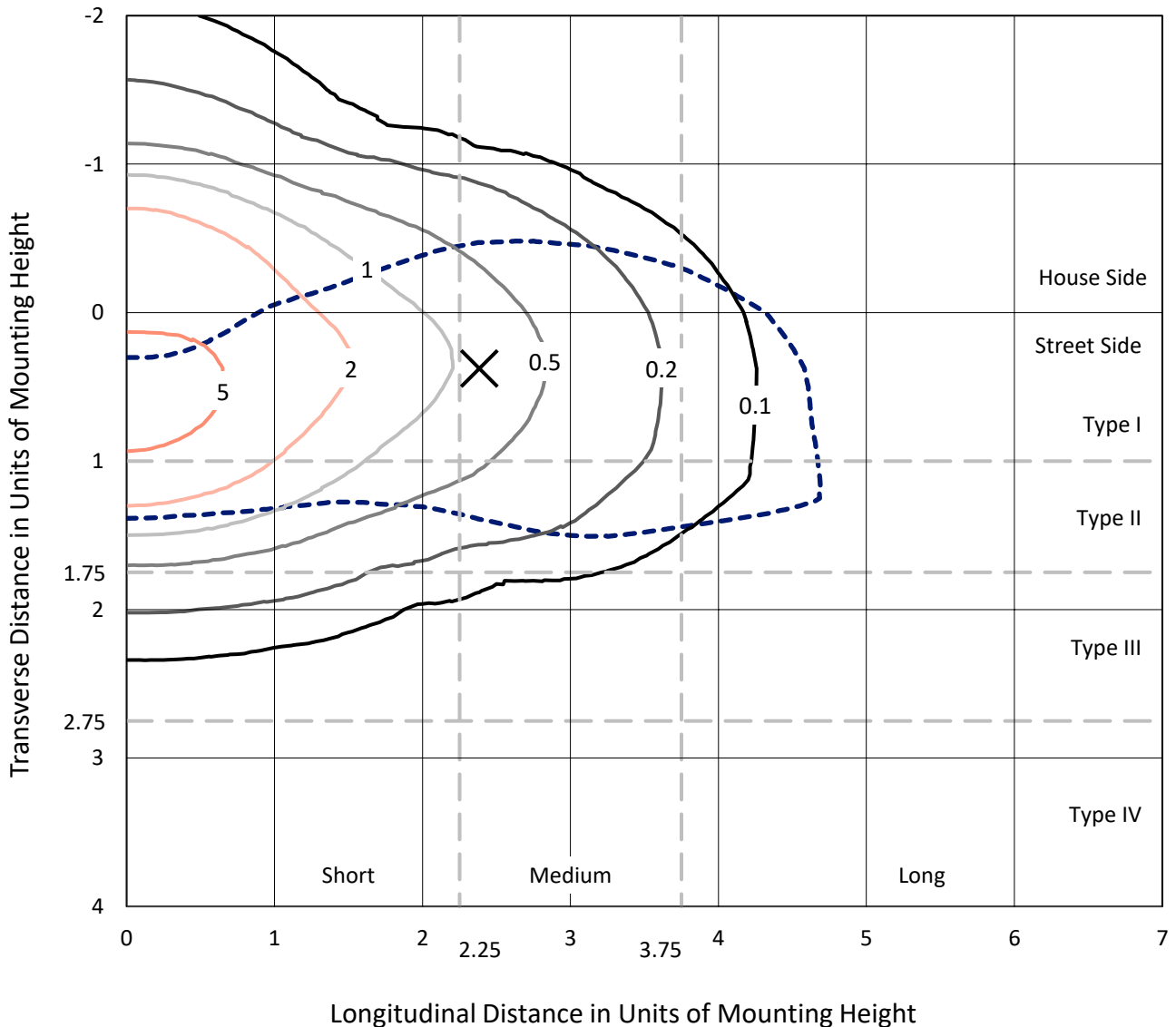
Lumens per Lamp: N/A
Luminaire Lumens: 11917.7 lumens
Efficiency: N/A
Efficacy: 132.4 lumens/watt
Luminous Opening: Rectangular (W 0.67' x L: 0.33' x H: 0')
IES Classification: Type II - Medium
BUG Rating: B2 - U0 - G2

Input Watts (W): 90
Input Voltage (V): 120
Input Current (A_{in}): NR
Voltage Rise (V): NR
Power Factor: 0.99
Total Harmonic Distortion (THDi): 6.20%
Frequency (hertz): 60
Stabilization Time: NR
Operation Time: NR
Ambient Temperature (°C): NR
Test Distance: 24 FT

REPORT NUMBER: P868805
 CATALOG NUMBER: EMM2-HSN-SA2B-727-U-T2R

Iso-Footcandle Lines of Horizontal Illumination

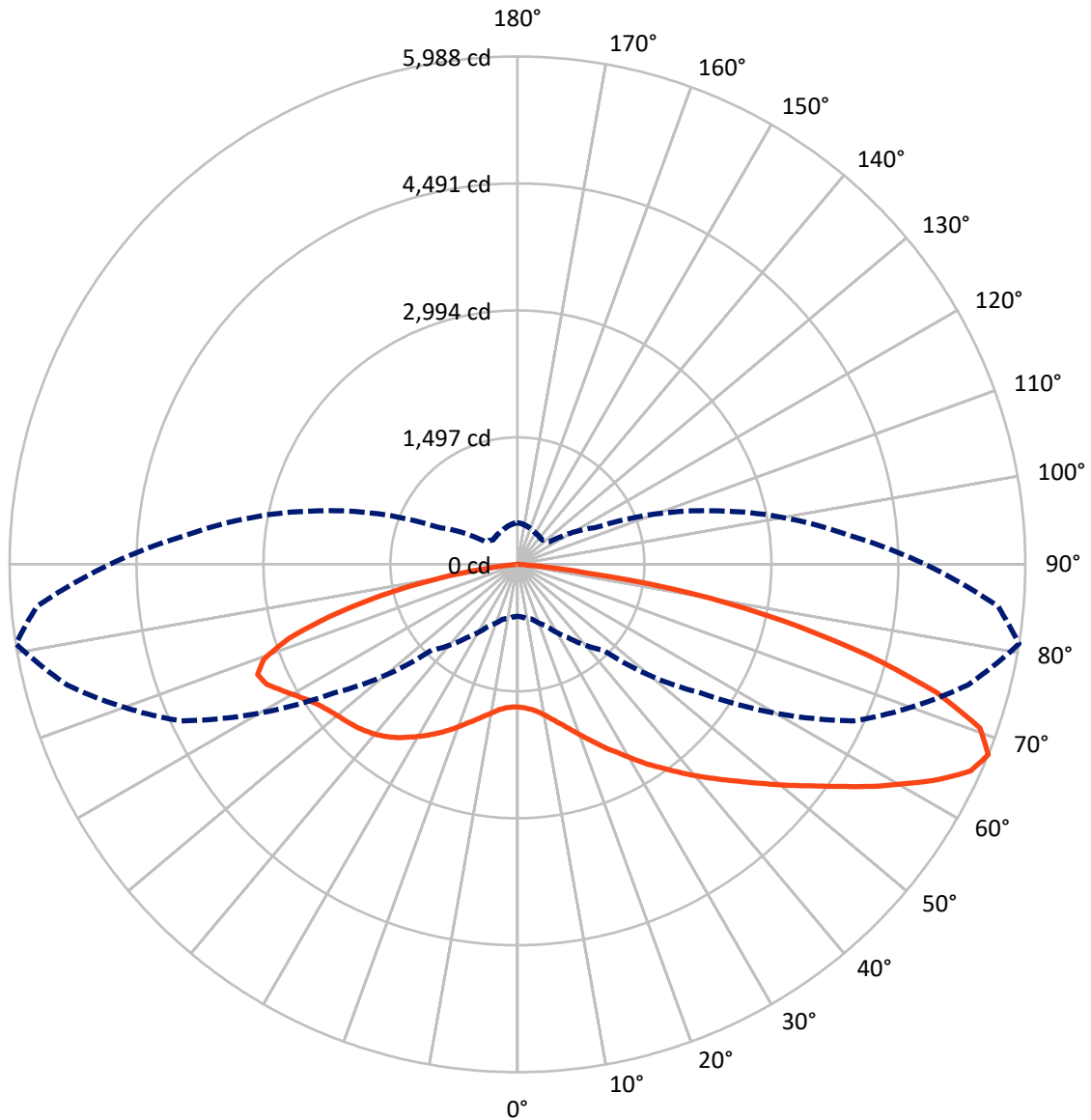
× Max cd
 - - - 1/2 Max cd



Based on 20 foot mounting height. Maximum calculated value = 7.6 fc
 Type II - Medium - N/A

REPORT NUMBER: P868805
CATALOG NUMBER: EMM2-HSN-SA2B-727-U-T2R

Luminous Intensity Polar Plot



— Vertical Plane Through 81-Deg Lateral - - - Horizontal Cone Through 67.5-Deg Vertical

REPORT NUMBER: P868805
 CATALOG NUMBER: EMM2-HSN-SA2B-727-U-T2R

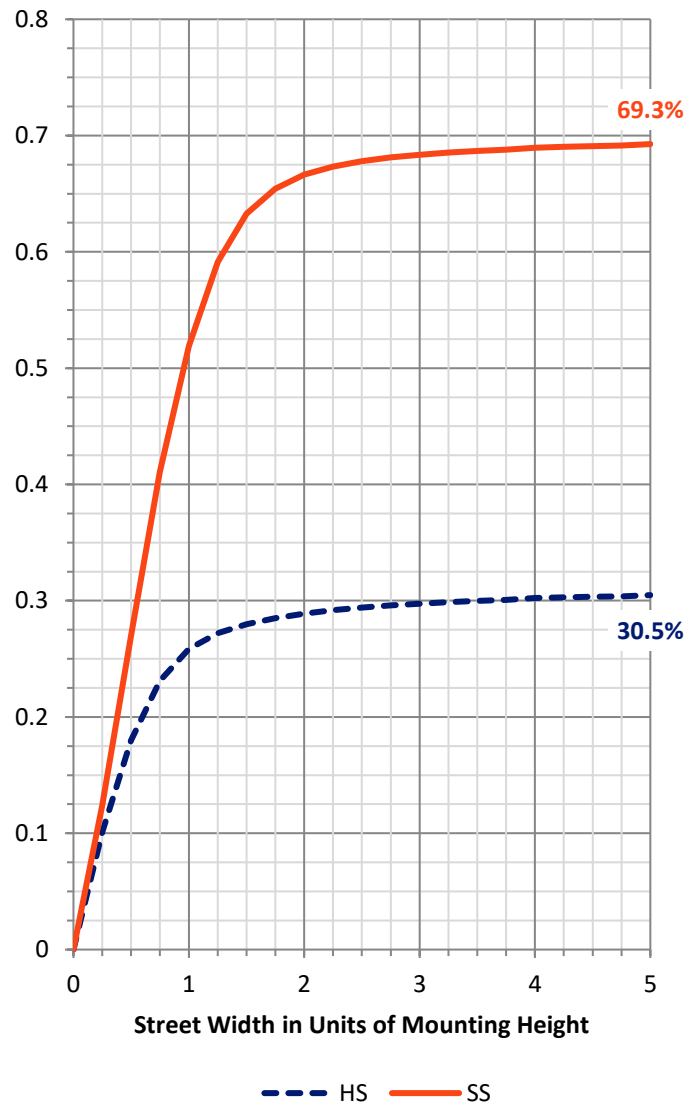
FLUX DISTRIBUTION:

		Downward	Upward	Total
House Side	Lumens	3651.9	0.0	3651.9
	% Fixture	30.6	0.0	30.6
Street Side	Lumens	8265.8	0.0	8265.8
	% Fixture	69.4	0.0	69.4
Total	Lumens	11917.7	0.0	11917.7
	% Fixture	100.0	0.0	100.0

Coefficient of Utilization

ZONAL LUMENS:

Zone	Lumens	% Fixture
0°-10°	171.6	1.4
10°-20°	609.1	5.1
20°-30°	1213.1	10.2
30°-40°	1905.8	16.0
40°-50°	2363.5	19.8
50°-60°	2310.5	19.4
60°-70°	1943.0	16.3
70°-80°	1234.6	10.4
80°-90°	166.7	1.4
90°-100°	0.0	0.0
100°-110°	0.0	0.0
110°-120°	0.0	0.0
120°-130°	0.0	0.0
130°-140°	0.0	0.0
140°-150°	0.0	0.0
150°-160°	0.0	0.0
160°-170°	0.0	0.0
170°-180°	0.0	0.0
0°-90°	11917.7	100.0
0°-180°	11917.7	100.0

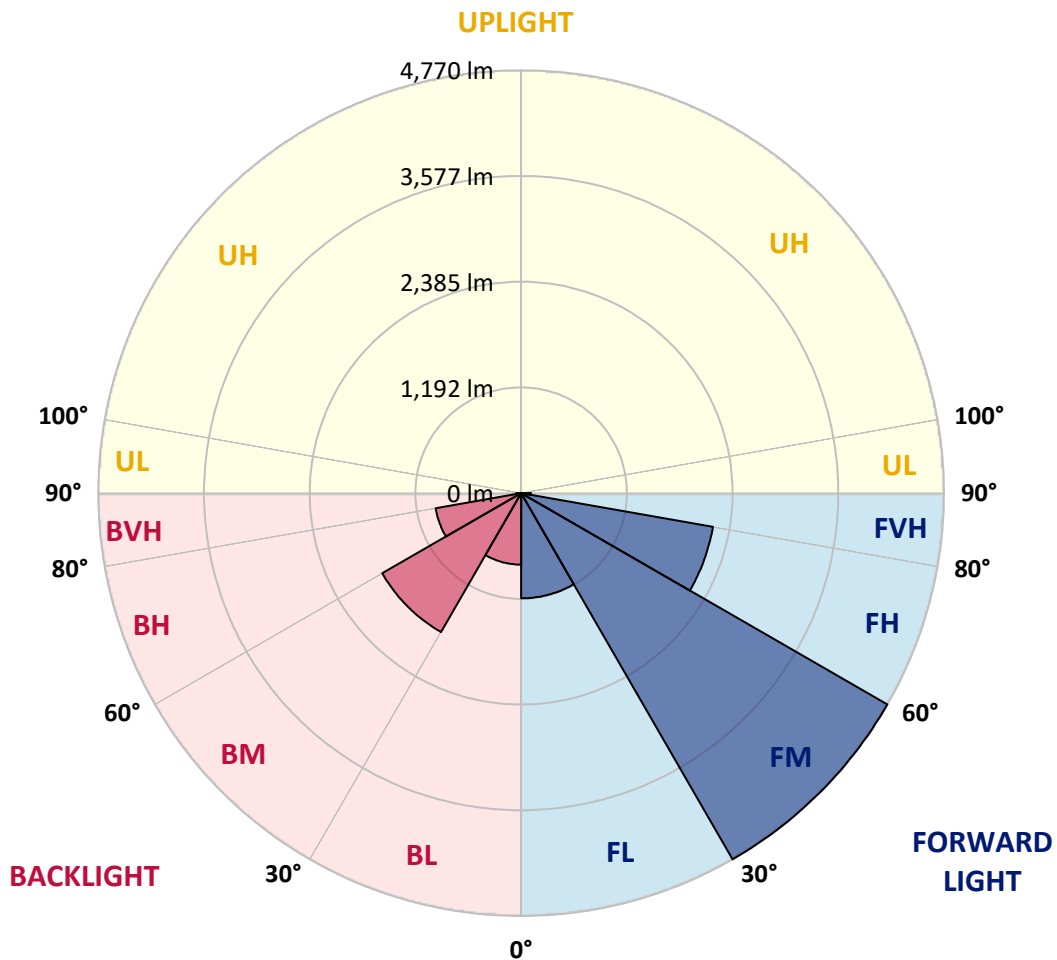


REPORT NUMBER: P868805
 CATALOG NUMBER: EMM2-HSN-SA2B-727-U-T2R

LUMINAIRE CLASSIFICATION SYSTEM LUMEN TABLE AND BUG RATING:

Zone	Lumens	% Fixture	Zone Rating/Lumen Limit		
			B	U	G
FL (0°-30°)	1187.1	10.0			
FM (30°-60°)	4769.8	40.0			
FH (60°-80°)	2197.3	18.4			G2/5000
FVH (80°-90°)	111.7	0.9			G2/225
BL (0°-30°)	806.6	6.8	B2/1000		
BM (30°-60°)	1810.0	15.2	B2/2500		
BH (60°-80°)	980.3	8.2	B2/1000		G2/1000
BVH (80°-90°)	55.0	0.5			G1/100
UL (90°-100°)	0.0	0.0		U0/0	
UH (100°-180°)	0.0	0.0		U0/0	

BUG Rating: B2-U0-G2
 Type II Medium





REPORT NUMBER: P868805

CATALOG NUMBER: EMM2-HSN-SA2B-727-U-T2R

CANDELA DISTRIBUTION (FULL):

	0°	5°	15°	25°	35°	45°	55°	65°	75°	81°	85°
0°	1682.6	1682.6	1682.6	1682.6	1682.6	1682.6	1682.6	1682.6	1682.6	1682.6	1682.6
2.5°	1741.6	1739.3	1739.3	1720.4	1720.4	1715.7	1718.0	1703.8	1696.7	1694.4	1692.0
5°	1866.9	1866.9	1852.7	1840.9	1817.3	1796.0	1777.1	1748.7	1727.5	1718.0	1710.9
7.5°	2055.9	2041.8	2037.0	2001.6	1952.0	1909.4	1871.6	1810.2	1770.0	1755.8	1746.4
10°	2287.5	2268.6	2233.2	2193.0	2129.2	2065.4	1989.8	1907.1	1840.9	1812.5	1800.7
12.5°	2526.2	2500.2	2450.6	2412.8	2330.1	2233.2	2126.8	2013.4	1921.2	1881.1	1859.8
15°	2788.5	2774.3	2715.3	2639.6	2542.8	2405.7	2273.4	2133.9	2015.8	1959.1	1923.6
17.5°	3072.1	3050.8	2987.0	2894.9	2757.8	2594.7	2441.1	2261.5	2124.5	2051.2	2011.0
20°	3351.0	3346.2	3251.7	3164.3	3003.6	2800.3	2601.8	2412.8	2240.3	2155.2	2103.2
22.5°	3662.9	3632.2	3549.5	3426.6	3235.2	3048.5	2814.5	2568.8	2365.5	2266.3	2207.2
25°	3986.6	3984.3	3882.7	3731.4	3506.9	3270.6	3017.8	2746.0	2514.4	2393.9	2315.9
27.5°	4388.4	4357.7	4227.7	4055.2	3795.2	3523.5	3230.4	2930.3	2656.2	2512.0	2417.5
30°	4740.5	4731.0	4584.5	4390.7	4100.1	3776.3	3459.7	3138.3	2824.0	2653.8	2549.8
32.5°	5026.4	5014.6	4889.4	4695.6	4383.7	4048.1	3684.2	3334.4	2991.8	2807.4	2670.4
35°	5265.1	5246.2	5116.2	4922.5	4653.1	4312.8	3925.2	3540.0	3176.1	2951.6	2821.6
37.5°	5359.6	5343.1	5236.8	5076.1	4827.9	4516.0	4142.6	3766.9	3360.4	3114.6	2968.1
40°	5324.2	5314.7	5239.1	5128.1	4939.0	4679.1	4350.6	4003.2	3568.4	3287.2	3112.3
42.5°	5156.4	5156.4	5109.1	5052.4	4957.9	4771.2	4534.9	4230.1	3769.2	3459.7	3249.3
45°	4920.1	4910.6	4894.1	4872.8	4858.7	4787.8	4655.4	4426.2	3991.4	3648.7	3414.8
47.5°	4605.8	4612.9	4601.1	4610.5	4669.6	4714.5	4707.4	4608.2	4218.2	3856.7	3577.8
50°	4111.9	4145.0	4182.8	4293.9	4414.4	4539.6	4655.4	4738.1	4485.3	4093.0	3766.9
52.5°	3499.8	3514.0	3615.6	3877.9	4135.5	4300.9	4520.7	4797.2	4721.6	4338.8	3989.0
55°	2746.0	2772.0	2925.6	3296.6	3755.1	4071.7	4329.3	4771.2	4962.6	4620.0	4249.0
57.5°	1968.5	1985.1	2230.8	2613.7	3211.5	3743.2	4111.9	4667.2	5156.4	4939.0	4516.0
60°	1399.0	1429.7	1588.0	1961.4	2535.7	3289.5	3913.4	4516.0	5336.0	5250.9	4865.7
62.5°	1032.7	1049.2	1160.3	1432.1	1904.7	2670.4	3655.8	4404.9	5454.2	5586.5	5215.5
65°	777.5	784.6	860.2	1046.9	1425.0	1968.5	3249.3	4383.7	5520.3	5872.4	5525.1
67.5°	612.1	623.9	671.1	798.7	1061.1	1432.1	2646.7	4369.5	5496.7	5988.2	5688.1
70°	515.2	517.5	553.0	623.9	794.0	1030.3	1978.0	4156.8	5364.4	5785.0	5536.9
72.5°	446.6	446.6	463.2	519.9	638.1	779.8	1347.0	3648.7	5028.8	5168.2	5012.3
75°	361.6	359.2	387.6	441.9	512.8	600.2	905.1	2762.5	4324.6	4253.7	4126.1
77.5°	314.3	311.9	335.6	382.8	423.0	479.7	619.1	1793.6	3402.9	3190.3	3109.9
80°	269.4	262.3	281.2	326.1	347.4	373.4	427.7	1044.5	2223.7	2091.4	1994.5
82.5°	203.2	186.7	182.0	219.8	234.0	217.4	217.4	366.3	808.2	815.3	753.8
85°	16.5	18.9	23.6	28.4	40.2	44.9	47.3	78.0	120.5	115.8	118.2
87.5°	2.4	2.4	2.4	4.7	4.7	7.1	7.1	7.1	9.5	9.5	9.5
90°	0.0	0.0	0.0	0.0	0.0	0.0	0.0	0.0	0.0	0.0	0.0



REPORT NUMBER: P868805

CATALOG NUMBER: EMM2-HSN-SA2B-727-U-T2R

CANDELA DISTRIBUTION (continued):

	90°	95°	105°	115°	125°	135°	145°	155°	165°	175°	180°
0°	1682.6	1682.6	1682.6	1682.6	1682.6	1682.6	1682.6	1682.6	1682.6	1682.6	1682.6
2.5°	1689.7	1684.9	1680.2	1680.2	1680.2	1675.5	1673.1	1673.1	1670.8	1663.7	1661.3
5°	1706.2	1699.1	1692.0	1692.0	1692.0	1689.7	1687.3	1689.7	1687.3	1680.2	1677.8
7.5°	1739.3	1729.8	1720.4	1720.4	1725.1	1722.7	1722.7	1725.1	1722.7	1715.7	1713.3
10°	1786.5	1772.4	1767.6	1767.6	1772.4	1770.0	1767.6	1767.6	1765.3	1753.5	1758.2
12.5°	1838.5	1824.4	1819.6	1822.0	1819.6	1814.9	1817.3	1810.2	1807.8	1788.9	1786.5
15°	1904.7	1888.2	1878.7	1881.1	1874.0	1864.5	1855.1	1850.4	1840.9	1824.4	1819.6
17.5°	1980.3	1954.3	1942.5	1942.5	1928.3	1909.4	1895.3	1881.1	1866.9	1848.0	1843.3
20°	2053.6	2030.0	2011.0	2006.3	1978.0	1947.2	1921.2	1897.6	1881.1	1859.8	1855.1
22.5°	2145.7	2112.7	2086.7	2065.4	2022.9	1973.2	1933.1	1900.0	1876.3	1852.7	1845.6
25°	2242.6	2195.4	2152.8	2112.7	2053.6	1982.7	1926.0	1878.7	1848.0	1822.0	1817.3
27.5°	2339.5	2278.1	2216.6	2152.8	2063.0	1970.9	1890.5	1833.8	1793.6	1760.6	1755.8
30°	2443.5	2367.9	2271.0	2178.8	2060.7	1940.2	1838.5	1758.2	1710.9	1673.1	1668.4
32.5°	2549.8	2455.3	2323.0	2197.7	2048.9	1895.3	1762.9	1677.8	1618.8	1576.2	1564.4
35°	2668.0	2552.2	2370.2	2204.8	2015.8	1829.1	1682.6	1576.2	1507.7	1465.2	1455.7
37.5°	2788.5	2642.0	2401.0	2200.1	1968.5	1751.1	1578.6	1469.9	1389.5	1330.5	1321.0
40°	2911.4	2724.7	2419.9	2176.5	1902.3	1654.2	1481.7	1349.4	1233.6	1179.2	1153.2
42.5°	3024.8	2800.3	2429.3	2143.4	1829.1	1552.6	1354.1	1181.6	1072.9	1013.8	1025.6
45°	3143.0	2871.2	2431.7	2103.2	1732.2	1422.6	1193.4	1032.7	924.0	879.1	874.4
47.5°	3244.6	2930.3	2427.0	2046.5	1623.5	1273.7	1025.6	872.0	791.7	749.1	744.4
50°	3379.3	2996.5	2419.9	1980.3	1481.7	1103.6	869.6	744.4	671.1	638.1	635.7
52.5°	3514.0	3069.7	2415.1	1888.2	1332.8	942.9	727.9	628.6	579.0	562.4	557.7
55°	3691.3	3159.5	2417.5	1781.8	1162.7	777.5	616.8	548.3	522.3	515.2	515.2
57.5°	3894.5	3275.3	2431.7	1663.7	985.4	642.8	536.4	505.7	503.4	508.1	510.4
60°	4140.3	3428.9	2460.0	1540.8	822.4	543.5	489.2	486.8	493.9	510.4	515.2
62.5°	4416.7	3596.7	2495.5	1380.1	666.4	477.4	463.2	472.6	482.1	501.0	503.4
65°	4660.1	3785.8	2516.8	1226.5	557.7	439.5	446.6	451.4	475.0	501.0	501.0
67.5°	4806.7	3922.8	2436.4	1032.7	465.5	406.5	420.6	434.8	460.8	484.4	489.2
70°	4757.0	3877.9	2162.3	801.1	394.6	375.7	392.3	413.6	439.5	467.9	482.1
72.5°	4412.0	3558.9	1755.8	583.7	342.7	347.4	368.7	397.0	420.6	451.4	470.3
75°	3688.9	2970.5	1266.7	420.6	300.1	319.0	352.1	375.7	392.3	399.4	401.7
77.5°	2800.3	2183.6	862.6	314.3	259.9	285.9	321.4	347.4	352.1	356.8	361.6
80°	1829.1	1389.5	486.8	219.8	198.5	234.0	262.3	290.7	281.2	295.4	300.1
82.5°	772.8	607.3	222.1	108.7	92.2	99.3	106.3	94.5	87.4	87.4	75.6
85°	101.6	78.0	33.1	14.2	11.8	7.1	7.1	7.1	4.7	4.7	4.7
87.5°	9.5	9.5	7.1	7.1	4.7	4.7	2.4	4.7	2.4	2.4	2.4
90°	0.0	0.0	0.0	0.0	0.0	0.0	0.0	0.0	0.0	0.0	0.0

LM-79-2019: Approved Method: Electrical and Photometric Measurements of Solid-
State Lighting Products

Report Prepared for

Cooper Lighting Solutions

Streetworks

Report Number: SP1-2407-157-3

Test Date: 08/07/2024

Luminaire Tested: MEM2-HTN-SA-40-727-U-5WQ-2

Data in this report applies to families of products including MEM2-HTN-SA-40-727-U-5WQ-2

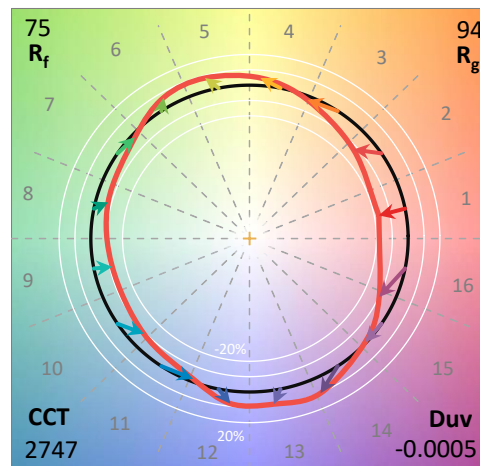
Test Information

Test Method: LM-79-2019
 Report Number: SP1-2407-157-3
 Test Lab: COOPER LIGHTING SOLUTIONS
 Photometer: SP1 - 76IN SPHERE
 Measurement Geometry: 4π
 Issue Date: 08/20/2024
 Manufacturer: COOPER LIGHTING SOLUTIONS
 Product Line: Streetworks
 Catalog Number: **MEM2-HTN-SA-40-727-U-5WQ-2**
 Description: Epic Modern Light Square 40W 5WQ Optic and Flare Trim

Spectral Parameters

CCT (K): 2747
 CIE u': 0.2606
 CIE v': 0.5257
 Duv: -0.0005
 CIE x: 0.4552
 CIE y: 0.4082
 CIE z: 0.1366
 Peak Wavelength (nm): 597
 Dominant Wavelength (nm): 584
 Purity: 59.16856
 R_f: 75.5
 R_g: 93.6

CRI (Ra):	71.7		
R1:	68.1	R9:	-35.3
R2:	83.9	R10:	64.2
R3:	94.7	R11:	61.7
R4:	66.3	R12:	53.9
R5:	67.4	R13:	71.2
R6:	78.7	R14:	97.6
R7:	75.0	R15:	59.3
R8:	39.4		



Test Conditions

Stabilization Time: 22M
 Operation Time: 1H 22M
 Sphere Temperature (°C): 24.2

REPORT NUMBER: SP1-2407-157-3

Measurement and Test Equipment			
Instrument	Identification Number	Calibration Date	Calibration Due Date
Photometer	IN0058	6/18/2024	12/18/2024
Power Meter	INXT2011004	2/8/2024	2/8/2025
AC Power Source	IN0063	10/24/2023	10/24/2024
DC Power Source	IN0208	10/24/2023	10/24/2024
Sphere Thermometer	IN0085	10/24/2023	10/24/2024
Room Thermometer	IN0046	10/24/2023	10/24/2024

REPORT NUMBER: SP1-2407-157-3

CIE 1931 Chromaticity Diagram



CIE 1931 Chromaticity Diagram with 2017 ANSI 7-Step and 4-Step Quadrangles



CCT = 2747K
 CIE x = 0.4552
 CIE y = 0.4082
 Duv = -0.0005

Point lies inside the ANSI 2700K 4-step quadrangle

REPORT NUMBER: SP1-2407-157-3

Photopic Flux vs. Wavelength



Photopic Lumens: NR

λ (nm)	Power W [^] /nm	Lumens (φ/nm)	λ (nm)	Power W [^] /nm	Lumens (φ/nm)	λ (nm)	Power W [^] /nm	Lumens (φ/nm)	λ (nm)	Power W [^] /nm	Lumens (φ/nm)	λ (nm)	Power W [^] /nm	Lumens (φ/nm)
360	0	NR	490	103	NR	620	846	NR	750	20	NR	880	0	NR
365	0	NR	495	130	NR	625	784	NR	755	17	NR	885	1	NR
370	0	NR	500	171	NR	630	720	NR	760	15	NR	890	0	NR
375	0	NR	505	221	NR	635	652	NR	765	13	NR	895	0	NR
380	0	NR	510	268	NR	640	587	NR	770	11	NR	900	0	NR
385	0	NR	515	313	NR	645	521	NR	775	9	NR	905	0	NR
390	0	NR	520	350	NR	650	461	NR	780	8	NR	910	0	NR
395	0	NR	525	381	NR	655	406	NR	785	7	NR	915	0	NR
400	0	NR	530	407	NR	660	353	NR	790	6	NR	920	0	NR
405	2	NR	535	435	NR	665	307	NR	795	5	NR	925	0	NR
410	4	NR	540	462	NR	670	264	NR	800	4	NR	930	0	NR
415	9	NR	545	496	NR	675	227	NR	805	4	NR	935	0	NR
420	20	NR	550	534	NR	680	196	NR	810	3	NR	940	0	NR
425	38	NR	555	582	NR	685	167	NR	815	3	NR	945	0	NR
430	69	NR	560	638	NR	690	144	NR	820	2	NR	950	0	NR
435	120	NR	565	700	NR	695	122	NR	825	2	NR	955	0	NR
440	193	NR	570	767	NR	700	103	NR	830	2	NR	960	0	NR
445	316	NR	575	836	NR	705	88	NR	835	2	NR	965	0	NR
450	469	NR	580	898	NR	710	74	NR	840	1	NR	970	0	NR
455	431	NR	585	947	NR	715	63	NR	845	1	NR	975	0	NR
460	264	NR	590	982	NR	720	54	NR	850	1	NR	980	0	NR
465	197	NR	595	997	NR	725	46	NR	855	1	NR	985	0	NR
470	155	NR	600	997	NR	730	39	NR	860	1	NR	990	0	NR
475	108	NR	605	978	NR	735	33	NR	865	1	NR	995	0	NR
480	90	NR	610	947	NR	740	28	NR	870	1	NR	1000	0	NR
485	92	NR	615	900	NR	745	24	NR	875	1	NR			

REPORT NUMBER: SP1-2407-157-3

Scotopic Flux vs. Wavelength



Scotopic Lumens: NR

S/P: 1.13

λ (nm)	Power W [^] /nm	Lumens (φ/nm)	λ (nm)	Power W [^] /nm	Lumens (φ/nm)	λ (nm)	Power W [^] /nm	Lumens (φ/nm)	λ (nm)	Power W [^] /nm	Lumens (φ/nm)	λ (nm)	Power W [^] /nm	Lumens (φ/nm)
360	0	NR	490	103	NR	620	846	NR	750	20	NR	880	0	NR
365	0	NR	495	130	NR	625	784	NR	755	17	NR	885	1	NR
370	0	NR	500	171	NR	630	720	NR	760	15	NR	890	0	NR
375	0	NR	505	221	NR	635	652	NR	765	13	NR	895	0	NR
380	0	NR	510	268	NR	640	587	NR	770	11	NR	900	0	NR
385	0	NR	515	313	NR	645	521	NR	775	9	NR	905	0	NR
390	0	NR	520	350	NR	650	461	NR	780	8	NR	910	0	NR
395	0	NR	525	381	NR	655	406	NR	785	7	NR	915	0	NR
400	0	NR	530	407	NR	660	353	NR	790	6	NR	920	0	NR
405	2	NR	535	435	NR	665	307	NR	795	5	NR	925	0	NR
410	4	NR	540	462	NR	670	264	NR	800	4	NR	930	0	NR
415	9	NR	545	496	NR	675	227	NR	805	4	NR	935	0	NR
420	20	NR	550	534	NR	680	196	NR	810	3	NR	940	0	NR
425	38	NR	555	582	NR	685	167	NR	815	3	NR	945	0	NR
430	69	NR	560	638	NR	690	144	NR	820	2	NR	950	0	NR
435	120	NR	565	700	NR	695	122	NR	825	2	NR	955	0	NR
440	193	NR	570	767	NR	700	103	NR	830	2	NR	960	0	NR
445	316	NR	575	836	NR	705	88	NR	835	2	NR	965	0	NR
450	469	NR	580	898	NR	710	74	NR	840	1	NR	970	0	NR
455	431	NR	585	947	NR	715	63	NR	845	1	NR	975	0	NR
460	264	NR	590	982	NR	720	54	NR	850	1	NR	980	0	NR
465	197	NR	595	997	NR	725	46	NR	855	1	NR	985	0	NR
470	155	NR	600	997	NR	730	39	NR	860	1	NR	990	0	NR
475	108	NR	605	978	NR	735	33	NR	865	1	NR	995	0	NR
480	90	NR	610	947	NR	740	28	NR	870	1	NR	1000	0	NR
485	92	NR	615	900	NR	745	24	NR	875	1	NR			

REPORT NUMBER: SP1-2407-157-3

Melanopic Flux vs. Wavelength

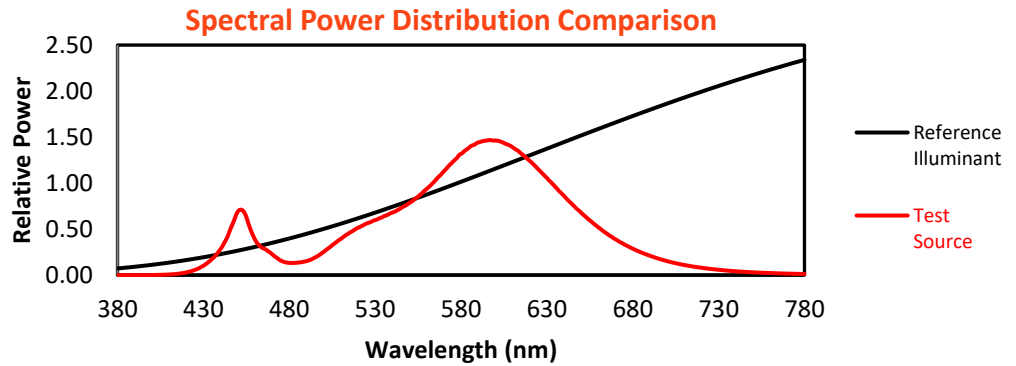


Melanopic Lumens: NR M/P: 2.04

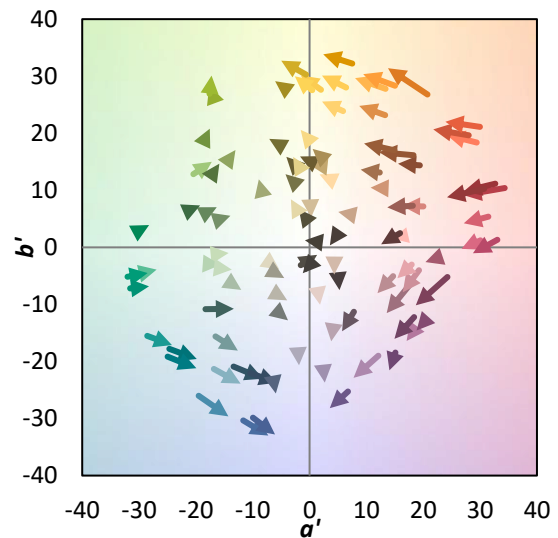
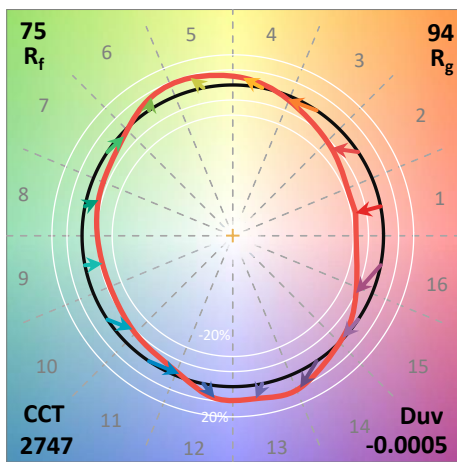
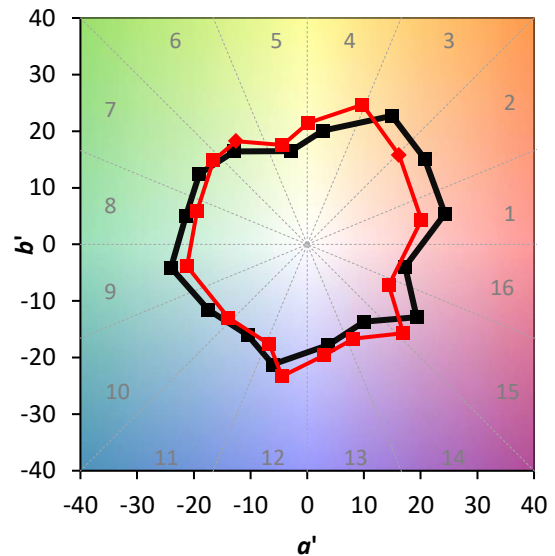
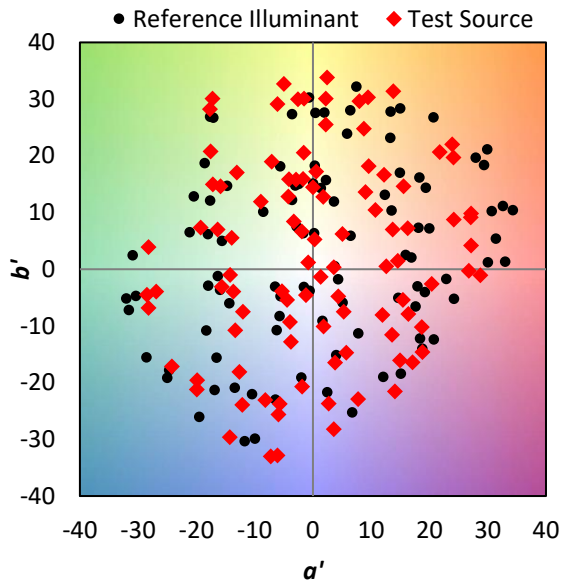
λ (nm)	Power W [^] /nm	Lumens (φ/nm)	λ (nm)	Power W [^] /nm	Lumens (φ/nm)	λ (nm)	Power W [^] /nm	Lumens (φ/nm)	λ (nm)	Power W [^] /nm	Lumens (φ/nm)	λ (nm)	Power W [^] /nm	Lumens (φ/nm)
360	0	NR	490	103	NR	620	846	NR	750	20	NR	880	0	NR
365	0	NR	495	130	NR	625	784	NR	755	17	NR	885	1	NR
370	0	NR	500	171	NR	630	720	NR	760	15	NR	890	0	NR
375	0	NR	505	221	NR	635	652	NR	765	13	NR	895	0	NR
380	0	NR	510	268	NR	640	587	NR	770	11	NR	900	0	NR
385	0	NR	515	313	NR	645	521	NR	775	9	NR	905	0	NR
390	0	NR	520	350	NR	650	461	NR	780	8	NR	910	0	NR
395	0	NR	525	381	NR	655	406	NR	785	7	NR	915	0	NR
400	0	NR	530	407	NR	660	353	NR	790	6	NR	920	0	NR
405	2	NR	535	435	NR	665	307	NR	795	5	NR	925	0	NR
410	4	NR	540	462	NR	670	264	NR	800	4	NR	930	0	NR
415	9	NR	545	496	NR	675	227	NR	805	4	NR	935	0	NR
420	20	NR	550	534	NR	680	196	NR	810	3	NR	940	0	NR
425	38	NR	555	582	NR	685	167	NR	815	3	NR	945	0	NR
430	69	NR	560	638	NR	690	144	NR	820	2	NR	950	0	NR
435	120	NR	565	700	NR	695	122	NR	825	2	NR	955	0	NR
440	193	NR	570	767	NR	700	103	NR	830	2	NR	960	0	NR
445	316	NR	575	836	NR	705	88	NR	835	2	NR	965	0	NR
450	469	NR	580	898	NR	710	74	NR	840	1	NR	970	0	NR
455	431	NR	585	947	NR	715	63	NR	845	1	NR	975	0	NR
460	264	NR	590	982	NR	720	54	NR	850	1	NR	980	0	NR
465	197	NR	595	997	NR	725	46	NR	855	1	NR	985	0	NR
470	155	NR	600	997	NR	730	39	NR	860	1	NR	990	0	NR
475	108	NR	605	978	NR	735	33	NR	865	1	NR	995	0	NR
480	90	NR	610	947	NR	740	28	NR	870	1	NR	1000	0	NR
485	92	NR	615	900	NR	745	24	NR	875	1	NR			

Summary

$R_f = 75.5$
 $R_g = 93.6$
 $CIE R_a = 71.7$
 $R_9 = -35.3$



Color Vector Graphics



Individual Sample Fidelity Index ($R_{f,i}$)

CES01 = 86	CES26 = 68	CES51 = 87	CES76 = 63
CES02 = 63	CES27 = 90	CES52 = 85	CES77 = 79
CES03 = 31	CES28 = 87	CES53 = 78	CES78 = 66
CES04 = 71	CES29 = 71	CES54 = 86	CES79 = 87
CES05 = 50	CES30 = 85	CES55 = 84	CES80 = 85
CES06 = 52	CES31 = 74	CES56 = 75	CES81 = 67
CES07 = 42	CES32 = 66	CES57 = 75	CES82 = 93
CES08 = 41	CES33 = 80	CES58 = 76	CES83 = 91
CES09 = 29	CES34 = 79	CES59 = 85	CES84 = 89
CES10 = 77	CES35 = 89	CES60 = 90	CES85 = 72
CES11 = 60	CES36 = 93	CES61 = 81	CES86 = 59
CES12 = 66	CES37 = 88	CES62 = 91	CES87 = 77
CES13 = 43	CES38 = 93	CES63 = 77	CES88 = 79
CES14 = 74	CES39 = 97	CES64 = 67	CES89 = 65
CES15 = 72	CES40 = 93	CES65 = 66	CES90 = 80
CES16 = 48	CES41 = 93	CES66 = 63	CES91 = 80
CES17 = 51	CES42 = 89	CES67 = 61	CES92 = 55
CES18 = 57	CES43 = 78	CES68 = 68	CES93 = 72
CES19 = 73	CES44 = 99	CES69 = 78	CES94 = 48
CES20 = 67	CES45 = 85	CES70 = 63	CES95 = 66
CES21 = 88	CES46 = 81	CES71 = 61	CES96 = 76
CES22 = 80	CES47 = 86	CES72 = 86	CES97 = 81
CES23 = 92	CES48 = 74	CES73 = 56	CES98 = 76
CES24 = 91	CES49 = 79	CES74 = 93	CES99 = 64
CES25 = 73	CES50 = 86	CES75 = 66	



Color Rendition by Hue-Angle Bin



Measure Comparisons



(END OF REPORT)